

Wartime Poll: Results of an Opinion Poll Among Palestinians in the West Bank and Gaza Strip

Data collected between 31 October and 07 November 2023

From October 31 to November 7, Arab World for Research and Development (AWRAD) surveyed 668 Palestinians in the West Bank and Gaza Strip, during the fourth week of the ongoing Gaza War. At the time of the poll, more than 10,000 Palestinians in Gaza and 185 in the West Bank had been killed, with 27,000 injured in Gaza and 2,500 in the West Bank. Additionally, 2,700 people were reported missing in Gaza, while 2,500 had been arrested in the West Bank.

During the survey, a significant number of residents in northern Gaza had been forcibly displaced or were in the process of moving south. The UN estimates that in the period the survey was conducted more than 1.5 million people, out of a total population of 2.3 million, were displaced. The Israeli ground invasion, initiated on October 28, persisted throughout the implementation of the survey.

The team conducted the survey through tablet-assisted, face-to-face interviews across the West Bank and in shelters and households in the three “southern” Gaza governorates (Deir Al Balah, Khan Younis, and Rafah) where people were presently residing. The poll’s sample includes all socioeconomic groups, ensuring equal representation of adult men and women, and is proportionately distributed across the West Bank and Gaza. With a 95% confidence interval, the margin of error for the poll is (±) 4%. For further details on the sample, please see Annex I.

For any inquiries, please contact us at: awrad@awrad.org or at +970 2 295 0957.

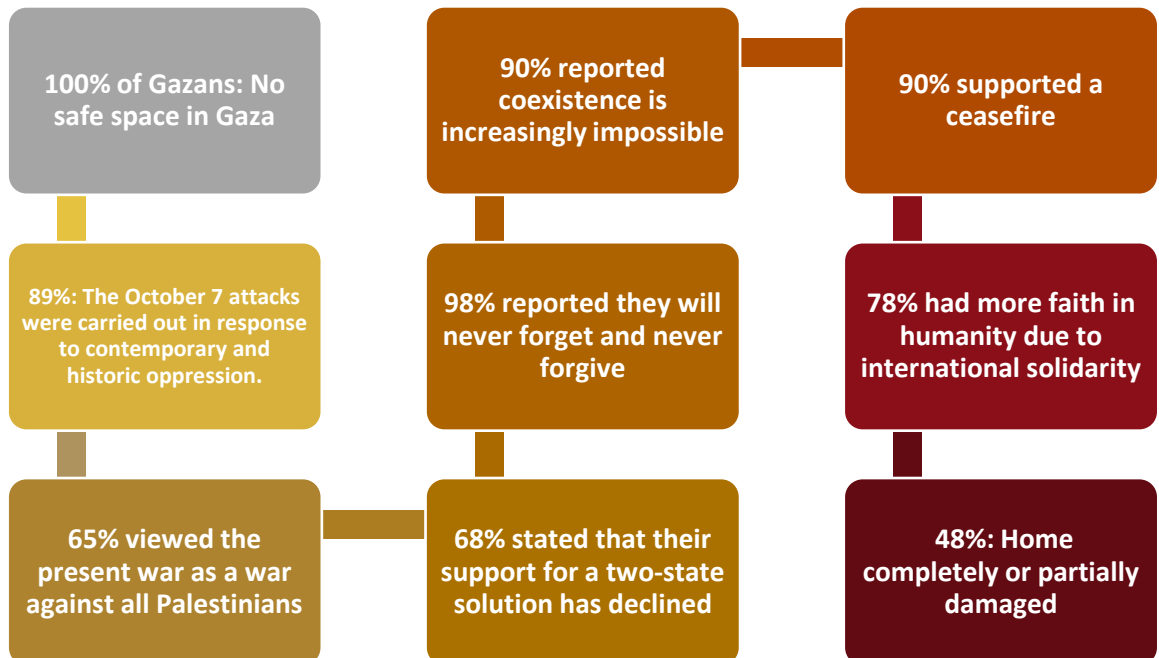
HIGHLIGHTS



668
Survey Respondents

South of the
Gaza Strip:
Deir Al Balah
Khan Younis
Rafah

Across the
West Bank



ANALYSIS OF RESULTS



100%

of respondents in Gaza reported that there is no safe space for them or their families in Gaza.



90%

of respondents in both the West Bank and Gaza Strip supported an immediate ceasefire and cessation of the ongoing violence.



85%

of respondents in Gaza reported that they do not know where they will go if forced to leave their areas of residence.



91%

of respondents in Gaza reported having no trust in the directions provided by the Israeli military, including those provided through paper leaflets, electronic means, or phones.



48%

of the surveyed population in Gaza reported that their home was completely or partially demolished.



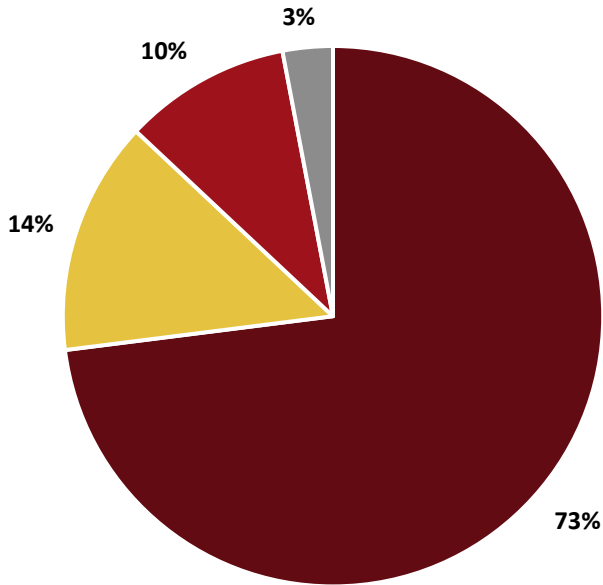
14%

of the surveyed population in Gaza reported that at least one immediate relative had been killed.

VIEWS ON THE ONGOING WAR

- **98%** stated that they will never forget and will never forgive what Israel did and is continuing to do during this war.
- **65%** perceived the present war as a conflict targeting all Palestinians, while only **18%** viewed it as a war between Israel and Hamas. Other respondents believed: it is a war between Israel and Muslims (**5%**); it is a war between Israel and Arabs (**2%**); or it is a conflict between the West and the Arab-Muslim world (**10%**).
- Reasons cited for the October 7 attacks included: responding to oppression, particularly attacks on Al Aqsa (**35%**), and addressing broader issues such as freeing Palestine, ending the occupation, and stopping settlements (**33%**). Breaking the blockade of Gaza was cited as the main reason by **21%** of respondents.
- A small percentage (**6%**) reported that the main reasons behind the war are related to regional interests. This includes serving the interests of Iran (**5%**) and stopping the ongoing peace and normalization process with Israel (**1%**).
- As illustrated below, the majority of (**59%**) strongly supported or (**16%**) supported to some extent the October 7 attacks carried by the Hamas-led factions, while **16%** supported to some extent. **11%** reported that they neither supported nor opposed the attack, while **13%** expressed opposition to the attacks. Strong support for the attacks was notably higher among Palestinians in the West Bank (**68%**) as compared to Gaza (**47%**).

EXPECTATIONS OF VICTORY



■ Palestine will win
 ■ Neither side will win
 ■ Uncertain
 ■ Israel will win

EXPECTATIONS ON HOW THE WAR WILL END



79%

Of respondents expected that the end of the war will lead to the release of all Palestinian political prisoners held in Israeli jails.



75%

of respondents expected a victory in which Gaza repels the Israeli invasion.



37%

of respondents expected a peace agreement between Israel and the Palestinian factions at the close of the war.



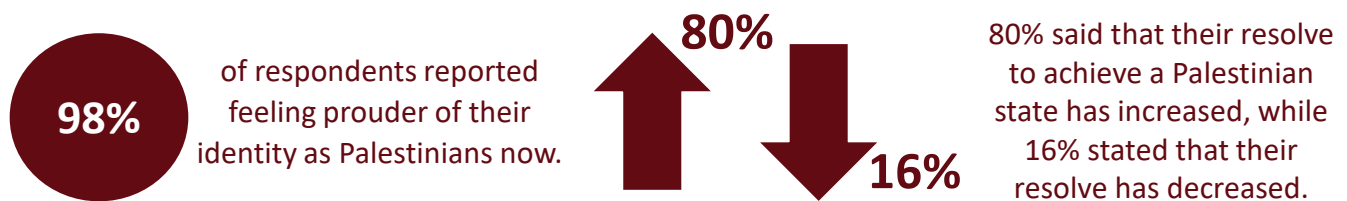
31%

of respondents expected that the war will be prolonged and will end with a decisive victory for one of the two sides.

THE AFTERMATH

- 40% of respondents expected a return to the status quo that characterized the circumstances before the war.
- 20% expected additional restrictions, more settlements, and continued control of Jerusalem following the war.
- 22% expected a return of the Palestinian Authority (PA) to Gaza.
- 75% supported the establishment of a national unity government after the war, while only 14% supported the establishment of a government led by Hamas with a smaller segment (8%) supporting the establishment of a government led by Fateh.

IDENTITY AND STATEHOOD



PEACE PROCESS AND TWO STATE SOLUTION

- 68% reported that their support for a two-state solution has declined, while 23% reported it had increased.
- The war is also leading to a decline in the belief that coexistence between Palestinians and Israelis is possible, with 90% reporting they were less likely to hold such convictions. Only 7% said that the possibility of coexistence has increased.
- In addition, 87% said their conviction in reaching a permanent peace deal with Israel has declined, while 9% said it had increased.

SOLIDARITY AND SUPPORT

- Reflecting on the media coverage of solidarity marches with Palestine across the world, 78% felt strongly or to some extent that there is hope for humanity in the future.

SOURCES OF NEWS

- Popularity of Arab stations: The war has solidified Al Jazeera as the preferred station for approximately 62% of all adult Palestinians and 92% of those who watch regional or Arab stations for news. Al Mayadeen was second, followed by al Arabiya.
- Social media: Telegram is the leading source of news on the war, identified by 48% of those who seek news from social media sources, followed by Facebook (31%), Instagram (10%), and WhatsApp (9%). Use of TikTok or Twitter as the main source of news is reported by less than 1%.

THE ROLE OF LOCAL AND INTERNATIONAL ACTORS

War Perception Heatmap: Assessing Palestinian Views on the Role of Key Actors:

89%	Al Qassam Brigades
84%	Islamic Jihad
80%	Al Aqsa Brigades
76%	Hamas
48%	Arab Media
45%	Hizbullah
40%	Russia
37%	Red Cross
34%	China
33%	Turkey
32%	Iran
23%	Fateh
14%	Egypt
12%	Jordan
10%	The Palestinian Authority
10%	Western Media
9%	The UN
3%	Saudi Arabia
3%	The UK
2%	United Arab Emirates
0%	Israel
0%	USA

Palestinians were asked to assess the role of a list of relevant parties during the war. Findings reveal that their assessments broadly fall into four categories:

- **Category 1:** The most positively appraised of all actors were the Al Qassam Brigades, Islamic Jihad, Al Aqsa Brigades, and Hamas.
- **Category 2:** Respondents were somewhat positive towards the Arab media, Hizbullah, Russia, the International Committee for the Red Cross (ICRC), China, Turkey, Iran, and Fateh.
- **Category 3:** Respondents were largely negative in their assessments of Egypt, Jordan, Western media, the United Nations (UN), the European Union (EU), Saudi Arabia and the United Arab Emirates.
- **Category 4:** Respondents were universally negative in assessing the role of the United States of America (USA) and Israel.

Annex I: Sample Distribution

Variable		Percentage
Gender	Male	50.6%
	Female	49.4%
Region	West Bank	58.5%
	Gaza Strip	41.5%
Governorate	Jenin	6.7%
	Tubas	2.2%
	Tulkarem	4.5%
	Nablus	6.7%
	Qalqilya	2.2%
	Salfit	2.2%
	Ramallah & Al Bireh	6.7%
	Jericho	2.4%
	Jerusalem	6.7%
	Bethlehem	4.5%
	Hebron	13.5%
	Khan Younis	21.3%
	Dier Al Balah	4.6%
	Rafah	15.6%
Have you been displaced as a result of the current war? (GS)	Displaced	50.5%
	Non-displaced	49.5%
If displaced, from which governorate did you come? (GS)	North Gaza	23.6%
	Gaza	39.3%
	Khan Younis	19.3%
	Deir Al Balah	3.6%
	Rafah	14.3%